

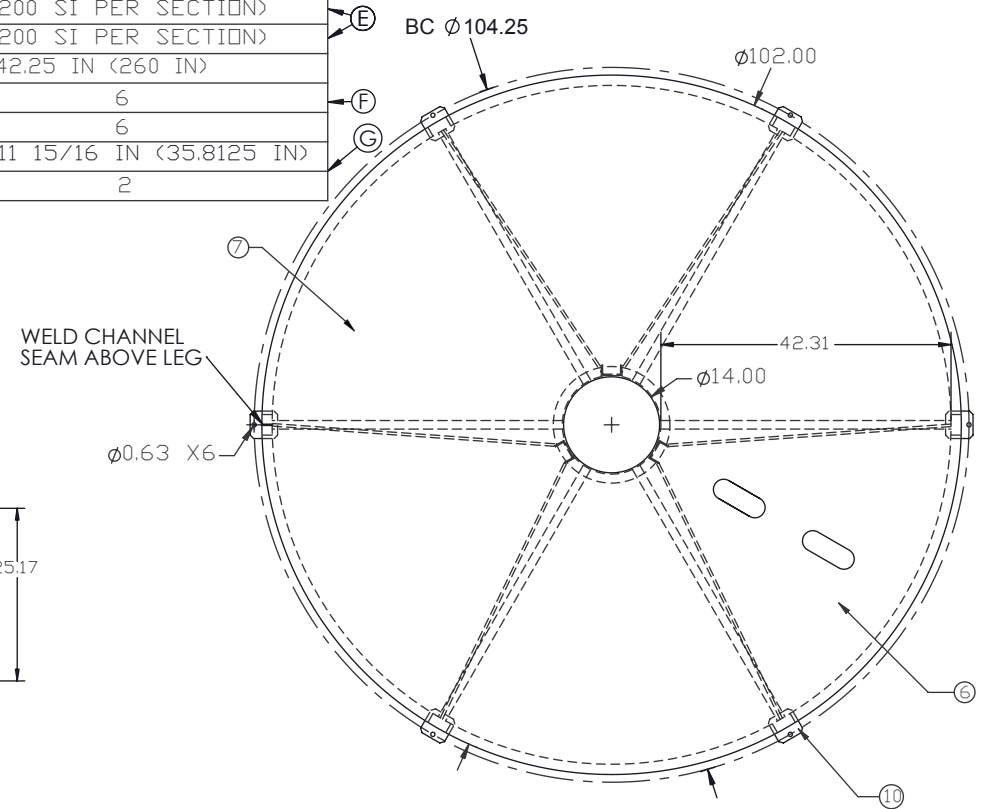
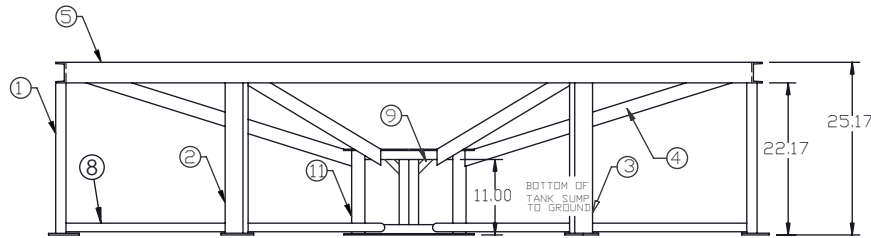
PROPRIETARY DATA

CB102-15ST

G

PROPERTY OF ACE ROTO-MOLD MFG., INC. INFORMATION FURNISHED HEREIN IS THE PROPERTY OF ACE ROTO-MOLD MFG., INC. AND SHALL NOT BE USED, DISCLOSED TO OTHERS, OR COPIED WITHOUT THE EXPRESSED WRITTEN CONSENT OF ACE ROTO-MOLD MFG., INC. ALL RIGHTS RESERVED.

KEY	PART NUMBER	MATERIAL	DESCRIPTION	QTY.
1	CB102-15ST-1	C03X4.1	3" MILD STEEL CHANNEL	6 @ 21 15/16 IN (131 5/8 IN)
2	CB102-15ST-2	C03X4.1	3" MILD STEEL CHANNEL (LEFT)	1
3	CB102-15ST-3	C03X4.1	3" MILD STEEL CHANNEL (RIGHT)	1
4	CB102-15ST-4	B03750x20000	3/8 x 2 FLAT	6 @ 43.25 IN (264 IN)
5	CB102-15ST-5	C03X4.1	3" MILD STEEL CHANNEL	330 IN
6	12478	S-14GA	PAN,CB10215ST, W/HOLES	1 (7200 SI PER SECTION)
7	12479	S-14GA	PAN,CB102-15ST	1 (7200 SI PER SECTION)
8	CB102-15ST-8	P10000	1" PIPE SIZE TUBING	6 @ 42.25 IN (260 IN)
9	12515	S-2500	1/4" SHEET	6
10	SJCB85/90ST-7	SJCB85/90ST-7	1/4 X 4 X 4 LEG PAD	6
11	12517	12520	3" MILD STEEL CHANNEL	3 @ 11 15/16 IN (35.8125 IN)
		RAR-14	14" ROLLED ANGLE	2



G	12517 WAS RAR-14 & CB102-15ST-10	ADH 12/7/07	1542
F	12515 WAS CB102-15ST-9	ADH 11/20/07	1528
E	PAN BOM INFORMATION UPDATED	ADH 8/30/07	1443
D	TOLERANCE WAS 1% @ 68° F	GWC 3/8/07	
C	ADD B.O.M.	NVE 6/11/06	
B	ADD SUMP CLEARANCE DIM	6/30/05	
A	ADD 1" TO OUTSIDE HEIGHT	12/1/04	
REV	DESCRIPTION	BY / DATE	CCN

DRAWN / DATE	MATERIAL
ADH 7/6/07	
APPRD. / DATE	
REH 7/18/07	

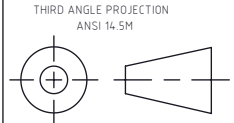


Den Hartog
INDUSTRIES, INC.

Ace Roto-Mold Injection Molding Blow Molding Sowjoy
4010 HOSPERS DRIVE S. BOX 425, HOSPERS, IOWA 51238-0421

ALL DIMENSIONS ARE IN DECIMAL INCHES
TOLERANCES UNLESS OTHERWISE SPECIFIED

DECIMAL ± .125"
FRACTION ± 1/4"
ANGLE ± 1°



NOTES:

DESCRIPTION	STAND FOR Ø102" 15° CONE BOTTOM TANK		
SCALE	N.S.	PART NO.	CB102-15ST